







33.02.02. Climbing Teepee

	from approx. 3 years of age on
	approx. 210 x 190 x 300 cm (L, W, H)
	approx. 5,1 x 4,9 m (L, W)
	approx. 180 cm

