







### 7.16. Play House with Slide and Nest for Toddlers

	from approx. 2 years of age on
	approx. 530 x 330 x 230 cm (L, W, H)
	approx. 8,3 x 6,8 m (L, W)
	approx. 50 cm

