







23.03.02. Balance Beam Grasshopper

	from approx. 2 years of age on
	approx. 250 x 95 x 85 cm (L, W, H)
	approx. 5,5 x 3,2 m (L, W)
	85 cm

Designed with great attention to detail, our Balance Beam “Grasshopper” is aimed at toddlers; it will get their imaginations running wild! This might be a toddler’s first attempt at climbing and balancing, but at the same time they can test their concentration and endurance.

