







### 1.01.02.02. Partner Swing 250

	from approx. 5 years of age on
	approx. 330 x 180 x 280 cm (L, B, H)
	approx. 8,2 x 3,3 m (L, B)
	approx. 145 cm

