







### 9.4.2.150.02. Play Tower with Slide and Double Swing

	from approx. 3 years of age on
	approx. 900 x 440 x 340 cm (L, W, H)
	approx. 11,0 x 7,8 m (L, W)
	150 cm

